

Dartmouth Class of 1968 Webinars – Instructions for Using Zoom

To sign up for a webinar, use the link on the Class Website Home page (this instruction is for those who didn't get far enough to open these instructions for themselves):



Select the "Sign Up for ..." button for the webinar you want to attend (you can sign up for any in which you're interested).

Now the New Programs

All programs are organized and presented members of the Class of 1968. They put a lot of effort into preparing a great program. We hope you'll join in. And if you can't join us for the live presentation, the programs will be recorded and you can watch later.

Instructions for using Zoom during the presentations.
Signing up for a webinar, etiquette, getting noticed, asking a question and more ...

Date & Time	Presented by	Program Title	Program Description
Monday March 8, 2021 at 9 PM EST	Rich du Moulin	Leadership	With our 50th Reunion in the rear view mirror, all '68s are old enough to have a lifetime of leadership experiences in fields as diverse as medicine, education, religion, business, military, politics, athletics, and yes- Dartmouth related activities from fund raising to reunions. Rich du Moulin will tap into the subject of "Leadership" with a panel of exceptional classmates: Peter Fahey – Wall Street banker, Dartmouth trustee, and prodigious fund-raiser. Burt Quist – retired Marine Corps Colonel, service in Vietnam Jamie Newton – college professor & community activist Arnie Resnicoff – US Navy chaplain, combat experience in Lebanon, Vietnam and Congress Read more ...
Monday March 15, 2021 at 9 PM EST	Bill Zarchy	Finding George Washington - A Time Travel Tale	I'll be discussing my debut novel, <i>Finding George Washington: A Time Travel Tale</i> . I'll talk about the history behind it, the origin of the idea, the baseball theme, and the research I did in order to present an accurate and respectful portrayal of the General. Read more ...
Monday March 22, 2021 at 9 PM EST	Gerry Bell	The Pale Blue Dot ... Is That All There Is?	The Pale Blue Dot ... Is That All There Is?" This is a follow up to Gerry's cosmology presentation at Reunion on the origin and history of the universe. We'll look at several approaches to estimating the number of intelligent species that might exist elsewhere, including the possibility that we might be alone. Some of the conclusions may surprise you! Read more ...

Complete the registration form (the items marked with an asterisk are required. After completing the form, click Register.

Meeting Registration



Topic Test Meeting for D68 Webinars
Time Feb 11, 2021 02:30 PM in Eastern Time (US and Canada)



First Name* Alum **Last Name*** Dartmouth

Email Address* alum.dartmouth@dartmouth68.org **Confirm Email Address*** alum.dartmouth@dartmouth68.org

Are you a member of the Class of 1968* Yup **If not 1968, relation to class member**

*** Required information**

Register

You will then receive a registration confirmation message and an email message confirming registration at the address entered in the form (see below for information about adding the event to your calendar app).

Meeting Registration Approved

Topic Test Meeting for D68 Webinars
Time Feb 11, 2021 02:30 PM in Eastern Time (US and Canada)
Add to calendar
Meeting ID: 970 4980 9376



To Join the Meeting

Join from a PC, Mac, iPad, iPhone or Android device:

Please click this URL to join. <https://dartmouth.zoom.us/j/97049809376?tk=cWdwWt5EIDWQnqYedG08hDNt6vWB99hukeXL80WMTNU.DQIAAAAWmJ6R4BY1a0txMmd6a1lwYUVhX2NmMWlwWWIBAAAAA.AAAAAA&pwd=YXNva3Jwc1R6SU42aTVuaDNxcFE1QT09>

To Cancel This Registration




You can [cancel](#) your registration at any time.

It is also suggested that you add the event to your calendar. Click Add to calendar and select one of the options. If you use a different calendar app, you can add the event from the confirmation email (see below). Also note that you can join the meeting from the link in the confirmation email (circled yellow).

Time Mar 22, 2021 09:00 PM in Eastern Time (US and Canada)

 Add to calendar ▾


Meeting ID:

-  Google Calendar
-  Outlook Calendar (.ics)
-  Yahoo Calendar

To Join the Meeting

Confirmation email:

Test Meeting for D68 Webinars Confirmation

 Jim Lawrie <no-reply@zoom.us>
To: D. James Lawrie

[↩ Reply](#) [↩ Reply All](#) [→ Forward](#)
Thu 2/11/2022

Hi Jim Lawrie,

Thank you for registering for "Test Meeting for D68 Webinars".

Please submit any questions to: djlawrie@lawrie68.onmicrosoft.com

Date Time: Feb 11, 2021 02:30 PM Eastern Time (US and Canada)

Join from PC, Mac, Linux, iOS or Android: [Click Here to Join](#)

Passcode: 001630

Note: This link should not be shared with others; it is unique to you.
[Add to Calendar](#) [Add to Google Calendar](#) [Add to Yahoo Calendar](#)


Or iPhone one-tap
US: +13462487799,,97049809376# or +16699006833,,97049809376#

Or Telephone:
Dial(for higher quality, dial a number based on your current location):
US: +1 346 248 7799 or +1 669 900 6833 or +1 253 215 8782 or +1 312 626 6799 or +1 646 558 8656 or +1 301 715 8592
Meeting ID: 970 4980 9376
Passcode: 001630
International numbers available: <https://dartmouth.zoom.us/j/abTqbcX564>

Or an H.323/SIP room system:
H.323:
162.255.37.11 (US West)
162.255.36.11 (US East)
115.114.131.7 (India Mumbai)
115.114.115.7 (India Hyderabad)
213.19.144.110 (Amsterdam Netherlands)
213.244.140.110 (Germany)
103.122.166.55 (Australia Sydney)
103.122.167.55 (Australia Melbourne)
64.211.144.160 (Brazil)
69.174.57.160 (Canada Toronto)
65.39.152.160 (Canada Vancouver)
207.226.132.110 (Japan Tokyo)
149.137.24.110 (Japan Osaka)
Meeting ID: 970 4980 9376
Passcode: 001630

SIP: 97049809376@zoomcrc.com
Passcode: 001630

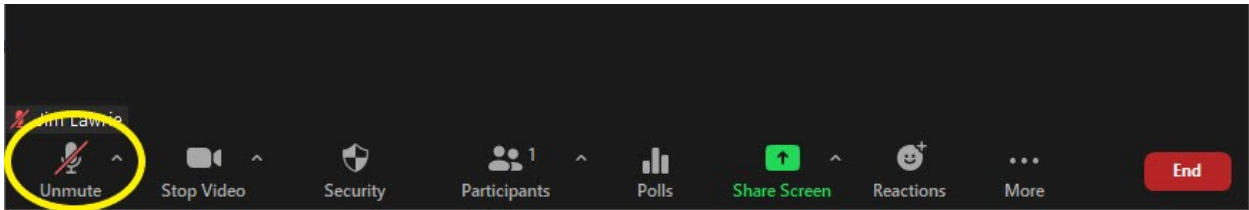
You can [cancel](#) your registration at any time.



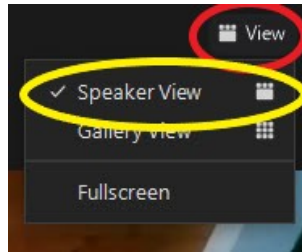
To login to a webinar, click on the link in the invitation, circled in yellow above. If you see a URL below the words Join Zoom Meeting in your calendar reminder, click on the URL. It will look something like <https://dartmouth.zoom.us/j/98297057296?pwd=T25qSk8yMVJjTlErR1ZsallYdTzEzQT09>.

After joining the webinar:

Note that when you join the webinar, your microphone will be muted, and video will be turned on. If you want to speak, you should unmute audio by clicking on the crossed-out microphone symbol:

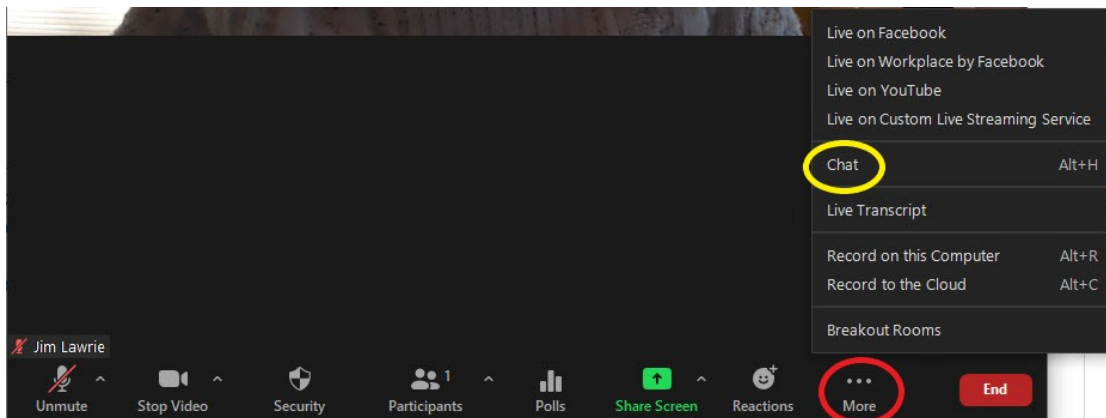


Make sure your View (upper right corner of meeting window) is set to speaker view.

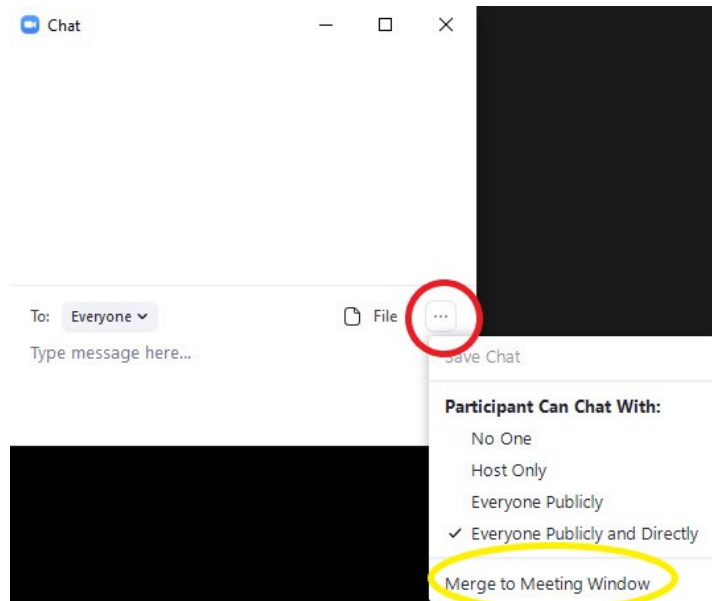


It is recommended that you turn on chat so you can submit questions that can be addressed during the question-and-answer session at the end of the presentation. The method for asking a question during the presentation will be addressed below.

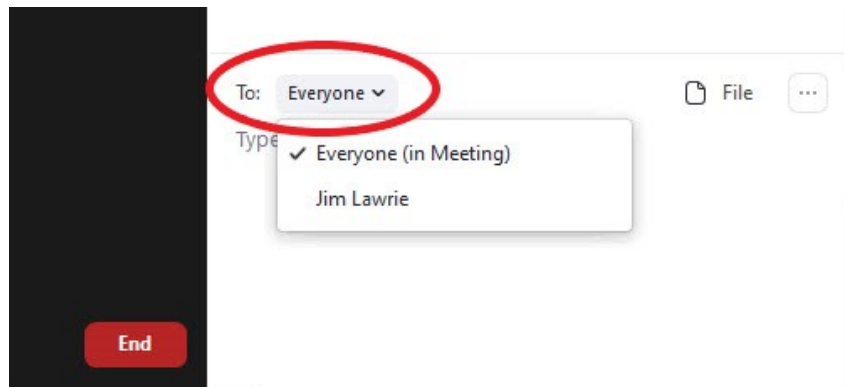
Turn on chat and merge the chat window with the meeting window. Begin by clicking on the 3 dots above More and select Chat.



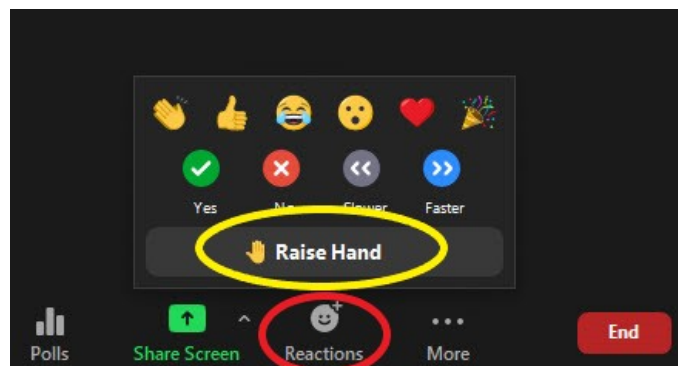
The chat window will open. It is recommended that you merge the chat window with the meeting window by clicking on the ellipsis and selecting Merge to Meeting window.



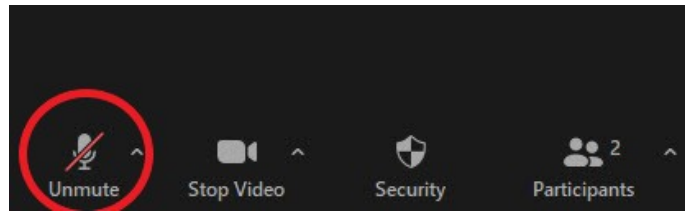
To initiate a chat session, click on the down pointing arrowhead next to Everyone in the chat window and choose the person with whom you want to communicate. If you want to pose a question to be asked at the end of the meeting, you should direct your question to Jim Lawrie or David Peck. Type your message in the chat box and press enter. Please do not direct comments to everyone.



If you want to ask a question during the presentation, use the Reactions/Raise Hand feature.



A raised hand will remain over your video window until cleared by the meeting host/moderator (or by you). When you are recognized by the moderator, unmute your microphone (click on the microphone in the lower left corner of your meeting window), state your name and ask your question.



If you want to react to the presentation, use the reactions feature (see above) and choose the desired emoji. The emoji will persist over your video window for about 10 seconds.

The Zoom website ([Getting Started – Zoom Help Center](#)) has a complete user guide.